

# Women's Imaging Update 2019

## CONFERENCE PROGRAM

Thursday, 14<sup>th</sup> February

<b>9:00 - 9:30</b>		<b>OPENING REMARKS</b>
<b>SESSION 1</b>		
<b>Moderators: Maha Helal - Salwa Fathy - Sayed Ghoneim</b>		
<b>9:30 - 10:00</b>	An Organized Approach to Interpreting Screening Mammography Examinations	Edward Sickles
<b>10:00 - 10:30</b>	How about Breast Density: To Estimate or Automate?	Stamatia Destounis
<b>10:30 - 11:00</b>	Discussion	
<b>11:00 - 11:30</b>		<b>BREAK</b>
<b>SESSION 2</b>		
<b>Moderators: Ahmed Shokry - Alia el Feky - Dalia Zidan - Ekram Hamed - Layla Hosny</b>		
<b>11:30 - 12:00</b>	How to Reduce False-Positive Mammography Interpretations	Edward Sickles
<b>12:00 - 12:30</b>	Current Status of DBT in Clinical Practice	Stamatia Destounis
<b>12:30 - 12:45</b>	CESM versus MRI	Rasha Kamal
<b>12:45 - 13:00</b>	Abbreviated Breast MRI	Norran Hussein
<b>13:00 - 13:30</b>	Imaging of Triple Negative Breast Cancer	Jessica Leung
<b>13:30 - 13:40</b>	GE Latest Technology in Digital Mammography	Ahmed Abaza
<b>13:40 - 14:00</b>	Discussion	
<b>14:00 - 14:30</b>		<b>BREAK</b>
<b>SESSION 3</b>		
<b>Moderators: Essam el Sheikh - Manal Halim - Mohamed Abolhoda - Tarek el diasty</b>		
<b>14:30 - 14:45</b>	Impact on breast cancer diagnosis with high resolution breast PET and its fusion with breast mammography: State of the art	Gisele Estrada
<b>14:45 - 15:15</b>	Screening Breast US.	Stamatia Destounis
<b>15:15 - 15:45</b>	Surveillance Mammography for Probably Benign Findings	Edward Sickles
<b>15:45 - 16:15</b>	Imaging of Neoadjuvant Therapy in Breast Cancer Treatment	Jessica Leung
<b>16:15 - 16:45</b>	Discussion	
<b>16:45</b>	<b>SIEMENS QUIZ RESULTS AND PRIZE</b>	
<b>17:00</b>	<b>LUNCH</b>	

BE SMART. BE INSPIRED. BE MOTIVATED.  
TODAY'S STUDENTS ARE TOMORROW'S LEADERS

## Friday, 15<sup>th</sup> February

### SESSION 1

Moderators: Yasmin Mounir - Magda Shady

9:30 - 10:15	Unusual Presentations & Histologies: Interactive Case-based Learning	Jessica Leung
10:15 - 10:30	Breast Lymphoma: A case Report	Rasha Wessam
10:30 - 10:45	Discussion	

### SESSION 2

Moderators: Hala Abo Senna - Hany Hafez - Mohamed el Toukhy  
Nermine Soliman - Rawya Khalil

10:45 - 11:00	Endometriosis : MRI findings	Heba Hassan
11:00 - 11:15	Problem solving with Transperineal US	Soha Talaat
11:15 - 11:30	HIFU for tumor ablation; a non invasive solution for women.	Mohamed Hamed
11:30 - 11:45	Fetal US; A review of cardiac anomalies	Yasmeen Derbala
11:45 - 12:00	Fetal MRI; Strengths and Challenges	Mariam Raafat
12:00 - 13:00	<b>FRIDAY PRAYER BREAK</b>	

### SESSION 3

13:00 - 14:00 Moderator: Ashraf Selim

**Quiz Cases:** Who wants to be a millionaire  
**Team 1:** Heba el Kassas, Lamia Adel, Nivine Chalabi  
**Team 2:** Heba Azzam, Lobna Habib, Sherihan Wahid

14:00 - 14:30	Moderators: Eman Abolhamd - Sahar el Feky	
	Multimodality Breast Imaging: Interactive Case-based Learning	Jessica Leung

14:30 - 15:30 **LUNCH**


### WORKSHOP FEEDBACK


Moderators: Hanan Gewefel - Rashad Hamdi


15:30 - 16:00	MRI Breast self assessment cases	Stamatia Destounis
16:00 - 18:15	Screening Mammography at the Digital Workstation - Challenging Cases	Edward Sickles

# Women's Imaging Update 2019

## WORKSHOPS PROGRAM

 <b>WORK SHOP 1 SCREENING MAMMOGRAPHY SELF ASSESSMENT WORKSHOP</b>		
<b>30 Screening Mammograms</b>  8 attendants per hour on dedicated work stations.  Please be 10 minutes early to your booked spot.  Answers will submitted electronically.	Thursday 14 Feb	Friday 15 Feb
	Available Time slots	
		11:00 - 12:00 12:00 - 13:00 13:00 - 14:00 14:00 - 15:00 15:00 - 16:00 16:00 - 17:00 Lunch 18:00 - 19:00 19:00 - 20:00
<b>Feedback:</b> Friday 15 <sup>th</sup> at 16:00 By Dr Edward Sickles		

 <b>WORK SHOP 2 MRI SELF ASSESSMENT WORKSHOP</b>		
<b>9 MRI cases</b>  8 attendants per hour on dedicated work stations.  Please be 10 minutes early to your booked spot.  Answers will submitted electronically.	Thursday 14 Feb	Friday 15 Feb
	Available Time slots	
		11:00 - 12:00 12:00 - 13:00 13:00 - 14:00 14:00 - 15:00 15:00 - 16:00 16:00 - 17:00 Lunch 18:00 - 19:00 19:00 - 20:00
<b>Feedback:</b> Friday 15 <sup>th</sup> at 15:30 by Dr Stamatia Destounis		

 <b>WORK SHOP 3 HANDS-ON US GUIDED INTERVENTIONAL WORKSHOP</b>	
Friday 15 Feb 10:30 - 12:30	<b>Hands-On training on the following procedures:</b>  <b>Vacuum Biopsy, Core Biopsy, Cyst Aspiration, Wire Localization</b>
<b>Trainers:</b> Ashraf Selim, Jessica Leung, Lamia Adel, Stamatia Destounis.	